

## Game Capture Quick Start Guide

- A B** Power off Xbox® 360 or PlayStation® 3. Connect a console specific Component AV cable\* to the A/V port of the console. For PlayStation 3, you can leave the HDMI cable plugged in if you would like. For Xbox 360 the HDMI may need to be removed to make room for the Component AV cable. Next, plug the color corresponding Component Video and RCA Audio cables to the inputs on the Roxio GameCAP device.
- C** Connect the color corresponding Component Video cables between the outputs of Roxio GameCAP device and the Component Video inputs at the back or side of your TV.
- D** Connect the color corresponding RCA Audio cables between the outputs of Roxio GameCAP device and the Component Video inputs at the back or side of your TV.
- E** Connect USB cable between the output on the Roxio GameCAP device and the USB2.0 port of your laptop or PC.
- \*Console specific Component AV cable(s) are NOT INCLUDED.

## PlayStation3


If you were using HDMI or Composite AV cables on your PlayStation 3 you will need to reset the video output for Component AV cables by following these steps:



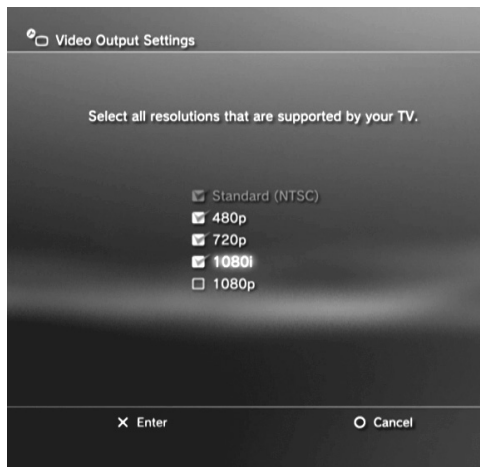
**A** Go to Display Settings



**B** Select Display Settings/Video Output Settings



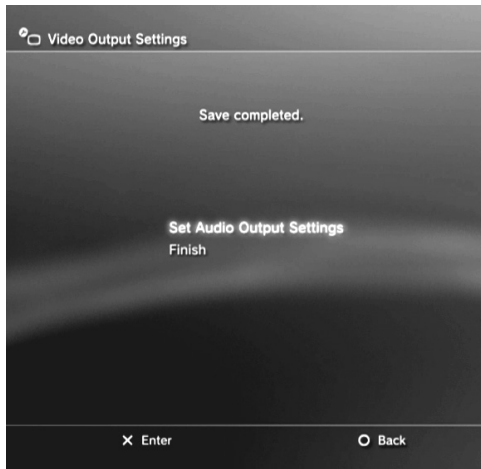
**C** Switch to Component/D-Terminal option and confirm the change



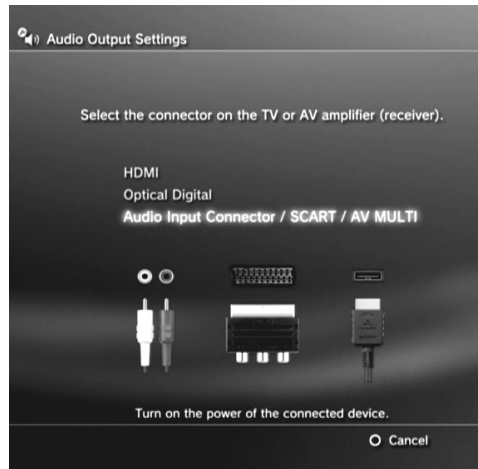
**D** Use your TV's remote to change input to Component. Check ALL the supported resolutions that your TV supports (480p/720p/1080i etc.)



**E** Select (X) Enter to confirm change



F Select "Set Audio Output Settings"



G Change Audio to Audio Input Connector/SCART/AV MULTI



H Select (X) Enter to confirm change

## Xbox 360

Use the remote control for the TV to change the input to Component

### Tips:

- If you are not able to see the preview video in the Roxio Game Capture software, power off and then power on the console. The video signal should reset after you power back on.
- If your Xbox 360 comes with a hybrid A/V cable, make sure the switch the cable to "HD" mode.

Quick Start Guide available in French, German, Italian, Spanish & Dutch here:

Schnellstarthandbuch hier auf Französisch, Deutsch, Italienisch, Spanisch und Holländisch verfügbar:

Guía de inicio rápido disponible en francés, alemán, italiano, español y holandés aquí:

Guide de démarrage disponible en français, allemand, italien, espagnol et néerlandais ici :

Guida introduttiva disponibile qui in francese, tedesco, italiano e olandese.:

Handleiding Aan de slag hier beschikbaar in het Frans, Duits, Italiaans, Spaans en Nederlands:

[www.roxio.com/gamecap/guide](http://www.roxio.com/gamecap/guide)